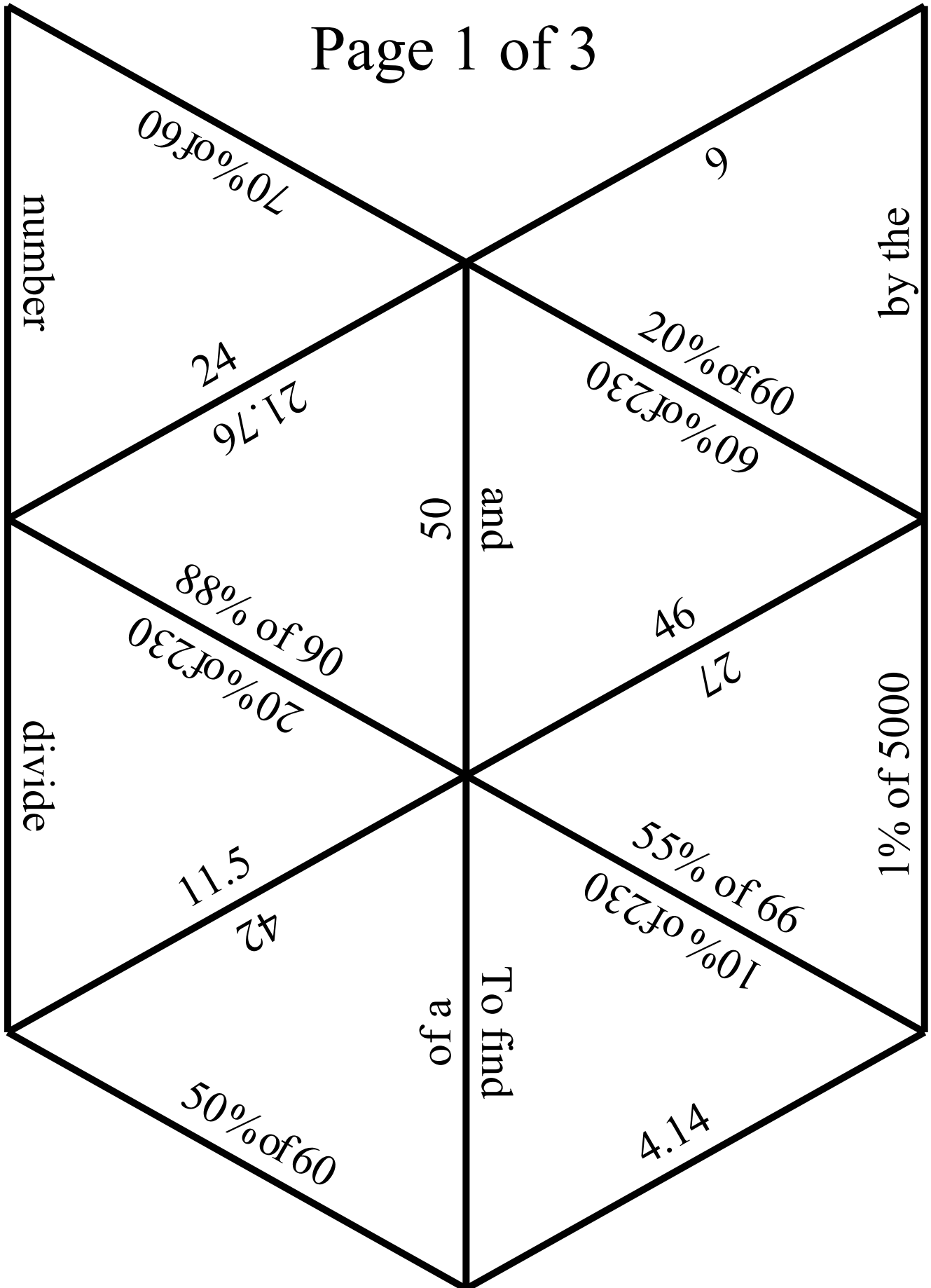



# Percentages Level 1 Jigsaw

Page 1 of 3






# Percentages Level 1 Jigsaw

Page 2 of 3

## Instructions.

Print on to card and laminate. If making a class set it is best to use a different colour for each jigsaw so they can easily be sorted. Cut out the pieces.

multiply	12	40% of 60	by 100	5% of 230	36.3
					23



# Percentages Level 1 Jigsaw

Page 3 of 3

Jigsaws are best done in small groups of 2 or 3. They help students discuss the problems, think about the maths and reconsider misconceptions.

30	68% of 32	45% of 60	138
	a percentage	10% of 60	percentage
	23% of 18		

Contents 8 triangles 4 squares